








F225 SMART

THE CHOICE OF LANGUAGE IS LIMITED AND DIFFERS BETWEEN ALEXA AND GOOGLE. ALL VOICE COMMANDS LISTED ARE EXAMPLES. SIMILAR, SLIGHTLY MODIFIED SENTENCES MAY ALSO WORK.



 FAN SPEED	 POWER SWITCH / ON OFF
<p>EN "SET THE <DEVICE NAME> <RANGE NAME> TO <VALUE>" "SET THE <RANGE NAME> ON THE <DEVICE NAME> TO MAXIMUM" "DECREASE THE <RANGE NAME> ON THE <DEVICE NAME> BY <VALUE>" "WHAT'S THE <DEVICE NAME> <RANGE NAME>?" "TURN UP THE <DEVICE NAME> <RANGE NAME>"</p> <p>IT "IMPOSTA LA <RANGE NAME> SU 7" "IMPOSTA AL MASSIMO LA <RANGE NAME> DELLA CAMERA DA LETTO." "AUMENTA LA <RANGE NAME> DELLA CAMERA DA LETTO." "RIDUCI DI <VALUE> LA <RANGE NAME> DELLA CAMERA DA LETTO." "QUAL È LA <RANGE NAME> DELLA CAMERA DA LETTO?"</p> <p>JP "<DEVICE NAME>の<RANGE NAME>を<VALUE>にして" "<DEVICE NAME>の<RANGE NAME>を最大にして" "<DEVICE NAME>の<RANGE NAME>を上げて" "<DEVICE NAME>の<RANGE NAME>を<VALUE>弱めて" "<DEVICE NAME>の<RANGE NAME>は?"</p> <p>DE "STELLE DIE <RANGE NAME> AUF <VALUE>" "STELLE DIE <RANGE NAME> AUF MAXIMUM" "ERHÖHE DIE <RANGE NAME> DES <DEVICE NAME>" "VERRINGERE DIE <RANGE NAME> AUF <DEVICE NAME> UM <VALUE>" "WAS IST DIE <RANGE NAME> AUF <DEVICE NAME>?"</p> <p>ES "PON LA <RANGE NAME> DEL <DEVICE NAME> DEL <ROOM NAME> EN <VALUE>." "PON LA <RANGE NAME> DEL <DEVICE NAME> DEL <ROOM NAME> AL <VALUE>." "SUBE LA <RANGE NAME> DEL <DEVICE NAME> DEL <ROOM NAME>." "REDUCE LA <RANGE NAME> DEL <DEVICE NAME> DEL <ROOM NAME> EN <VALUE>." "REDUCE LA <RANGE NAME> DEL <DEVICE NAME> DEL <ROOM NAME> A <VALUE>." "¿CUÁL ES LA <RANGE NAME> DEL <DEVICE NAME> DEL <ROOM NAME>?"</p> <p>PT "MUDE A <RANGE NAME> DO QUARTO PARA <VALUE>" "COLOQUE A <RANGE NAME> DO QUARTO AO MÁXIMO" "AUMENTE A <RANGE NAME> DO QUARTO" "DIMINUA A <RANGE NAME> DO QUARTO EM <VALUE>" "QUAL É A <RANGE NAME> DO QUARTO?"</p> <p>FR "RÈGLE LA <RANGE NAME> DU <DEVICE NAME> DE LA <ROOM NAME> À <VALUE>" "RÈGLE LA <RANGE NAME> DU <DEVICE NAME> DE LA <ROOM NAME> AU <VALUE>." "AUGMENTE LA <RANGE NAME> DU <DEVICE NAME> DE LA <ROOM NAME>." "DIMINUE LA <RANGE NAME> DU <DEVICE NAME> DE LA <ROOM NAME> DE <VALUE>." "QUELLE EST LA <RANGE NAME> DU <DEVICE NAME> DE LA <ROOM NAME>?"</p>	<p>EN "TURN ON THE <DEVICES NAME>." "TURN OFF THE <DEVICE NAME>."</p> <p>IT "ACCENDI L'<DEVICE NAME>." "SPEGNI LE <DEVICE NAME>."</p> <p>JP "<DEVICE NAME> をつけて" "<DEVICE NAME> を消して"</p> <p>DE "<DEVICE NAME> EINSCHALTEN." "SCHALTE DAS <DEVICE NAME> AUS."</p> <p>ES "ENCIENDE LA <DEVICE NAME>." "APAGA LAS <DEVICE NAME>."</p> <p>PT "DESLIGUE AS <DEVICE NAME>" "APAGUE AS <DEVICE NAME>" "LIGUE O <DEVICE NAME>"</p> <p>FR "ALLUME L'<DEVICE NAME>." "ÉTEINS LES <DEVICE NAME>."</p>
<p>IT = ITALIAN, JP = JAPANESE, DE = GERMAN, ES = SPANISH, PT = PORTUGUESE, FR = FRENCH SE = SWEDISCH, KR = KOREAN, NL = DUTCH, EN / US = ENGLISH,</p>	

 RANGE NAME 1	 RANGE NAME 2	 RANGE NAME 3
EN FAN SPEED	EN FAN LEVEL	EN FAN SETTING
IT VELOCITÀ DELLA VENTOLA	IT LIVELLO DELLA VENTOLA	IT IMPOSTAZIONE DELLA VENTOLA
JP ファン速度 (FAN SOKUDO)	JP ファンレベル (FAN REBERU)	JP ファン設定 (FAN SETTEI)
DE LÜFTERGESCHWINDIGKEIT	DE LÜFTERSTUFE	DE LÜFTEREINSTELLUNG
ES VELOCIDAD DEL VENTILADOR	ES NIVEL DEL VENTILADOR	ES AJUSTE DEL VENTILADOR
PT VELOCIDADE DO VENTILADOR	PT NÍVEL DO VENTILADOR	PT CONFIGURAÇÃO DO VENTILADOR
FR VITESSE DU VENTILATEUR	FR NIVEAU DU VENTILATEUR	FR RÉGLAGE DU VENTILATEUR



F225 SMART

THE CHOICE OF LANGUAGE IS LIMITED AND DIFFERS BETWEEN ALEXA AND GOOGLE. ALL VOICE COMMANDS LISTED ARE EXAMPLES. SIMILAR, SLIGHTLY MODIFIED SENTENCES MAY ALSO WORK.



GOOGLE ASSISTANT

BONECO

FAN SPEED

EN "OK GOOGLE, SET <DEVICE NAME> TO 7."

IT = ITALIAN, JP = JAPANESE, DE = GERMAN, ES = SPANISH, PT = PORTUGUESE, FR = FRENCH
 SE = SWEDISCH, KR = KOREAN, NL = DUTCH, EN / US = ENGLISH,

POWER SWITCH / ON OFF

EN "OK GOOGLE, TURN ON <DEVICE NAME>."
US "OK GOOGLE, TURN OFF <DEVICE NAME>."

IT "ACCENDIMI <DEVICE NAME>"
 "HO SPENTO <DEVICE NAME> ?"
 "HO LASCIATO <DEVICE NAME> ACCESSO?"
 "SPEGNI <DEVICE NAME>"

JP "<DEVICE NAME> はついでる"
 "<DEVICE NAME> で何がオンになっていますか"
 "<DEVICE NAME> をつけて"
 "<DEVICE NAME> をオフにして"
 "<DEVICE NAME> をオンにして"
 "<DEVICE NAME> を消して"

DE "BITTE <DEVICE NAME> AUS"
 "BITTE <DEVICE NAME> EINSCHALTEN"
 "BITTE <DEVICE NAME> AUSSTELLEN"
 "IST <DEVICE NAME> AN?"
 "<DEVICE NAME> AN"

ES "ENCIENDE <DEVICE NAME>"

PT "ACENDER <DEVICE NAME>"
 "APAGAR <DEVICE NAME>"

FR "TU PEUX ÉTEINDRE <DEVICE NAME> ?"
 "ALLUME <DEVICE NAME>"
 "EST-CE QUE <DEVICE NAME> EST ÉTEINTE"
 "QU'EST-CE QUI EST ALLUMÉ DANS <DEVICE NAME>"
 "ÉTEINS <DEVICE NAME>"

SE "STÄNG AV <DEVICE NAME>"
 "SÄTT PÅ <DEVICE NAME>"
 "VAD ÄR PÅ I <DEVICE NAME>"
 "ÄR <DEVICE NAME> PÅ?"

KR "<DEVICE NAME> 꺼 줘"
 "<DEVICE NAME> 전원 켜"
 "<DEVICE NAME> 켜 줘"
 "<DEVICE NAME> 켜져 있어"
 "<DEVICE NAME> 전원 꺼 줘"
 "<DEVICE NAME> 에 뭐 켜져 있어"

NL "<DEVICE NAME> AANDOEN"
 "DOE <DEVICE NAME> AAN"
 "DOE <DEVICE NAME> UIT"
 "STAAT <DEVICE NAME> AAN"
 "STAAT ER IETS AAN IN <DEVICE NAME>"